




BALL TYPE Prosthetic Workflow



IS Ball Abutment

Prosthetic Procedure




Clinic side

<p>1. Connect housing (BAH40) or retainer (BAR20) with O-ring (BAORING). In case of low occlusion interval, use retainer instead of housing.</p>	
<p>2. Make an open tray impression.</p>	
<p>3. Remove tray</p>	

IS Ball Abutment

Prosthetic Procedure

Lab side

1. Connect lab analog (BALA350)	
2. Make a plaster model	
3. Connect housing or retainer with processing o-ring	
4. Denture fabrication	